

SAFARIS Tutorial
















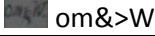































Southern African Friends and Researchers Indexing Specimens

Symbols used by Acocks in his field records

Note – this is still '*work in progress*'

Acocks used several symbols in order to indicate the habitat, the abundance (frequency of occurrence), or prominence of the species in the landscape, and other descriptive attributes for each observation. These are given as buttons below the text box and can be added by clicking on the button with the cursor in the appropriate position. Some keyboard shortcuts are also given.

Habitat

| Symbol | Keyboard | Description | Example | Button |
|--------|------------------|---|--|---|
| ↑ | / | Single-headed up-arrow indicating upper slopes |  >O/, lff/, f/^>S |  |
| ↑↑ | // | Two-headed up-arrow indicating upper -upper slopes |  v// |  |
| ↑↑↑ | /// | Three-headed up-arrow indicating upper-upper-upper slopes | |  |
| ↓ | \$ | Single-headed down-arrow indicating lower slopes |  ff\$, f\$^>N |  |
| ↓↓ | \$\$ | Two-headed down-arrow indicating lower -lower slopes | |  |
| ↓↓↓ | \$\$\$ | Three-headed down-arrow indicating lower-lower-lower slopes | |  |
| | | |  fm, labm, lfm |  |
| | | |  o>W, f>W |  |
| | | |  lcp |  |
| | | |  om&>W |  |
| | | |  lfw |  |
| | lff ^e | |  lff ^e |  |
| | | |  ot |  |
| | | |  lfh, oh |  |
| | | |  f>Tm |  |
| | | |  r ^b c |  |
| | | |  o>V |  |
| | | |  ftk, ok |  |
| | | |  l>C ^h , l>F ^h |  |
| | | |  r>P, l>F>P |  |
| | | |  r.o+ [^] >S, r ^e >S |  |
| | | |  r/ [^] >N |  |
| | | |  r [^] >W |  |
| | | |  lc>H |  |
| | | |  r ^e >N |  |

| | | | |
|--|--|--|---------|
| | | | r^d^e |
| | | | lctd/ |
| | | | lllc>Tw |
| | | | o>T/ |
| | | | fft&^e |

Frequency/Abundance

| | | | |
|-----|-----|---------------------------------------|---------------------|
| ab | ab | Abundant | |
| c | c | Common | |
| f | f | frequent | |
| ff | ff | Fairly frequent | ff |
| o | o | Occasional | o |
| r | r | Rare | r |
| | | Very rare | vr |
| l | l | Localized | lc (locally common) |
| ll | ll | Very localized | |
| lll | lll | Very very localized | |
| + | + | Upper range (e.g. r+, more than rare) | |
| - | - | Lower range (e.g. r-, less than rare) | |

F+, F- >F+, >F-

Prominence

| | | | |
|--|--|--|--------------------------------------|
| | | | >F>F (Fairly frequent and prominent) |
| | | | l>F (Locally frequent and prominent) |
| | | | l>C |
| | | | >R |
| | | | >V>Ab |

Stunted

| | | | |
|--|--|---|--|
| | | The frequency is overlined indicating that the plants are stunted | <u>r</u> , <u>f</u> [r, [f rare and stunted, frequent and stunted |
| | | | <u>C</u> [C Capital C indicates common and prominent, but the overline indicates stunted, common and prominent |

Combinations

| | | | |
|---------------|---------------|--|--|
| | | | r.o+\$ |
| . (full stop) | . (full stop) | Used to combine details for the species in more than one habitat | o.lf, o.lc (occasional, locally frequent/locally common) |
| | | | locally abundant under trees |
| | | | rare under trees |
| | | | |
| | | | |

Other useful characters

| | | | | |
|---|---------|--------|--|--|
| ♀ | Alt-12 | Female | | |
| ♂ | Alt-11 | Male | | |
| √ | alt-251 | Check | | |
| • | alt-7 | Dot | | |
| | | | | |